

Market Commentary

Overnight global action was positive: On 13th Aug 2025, U.S. markets were positive with S&P 500 up by +20 pts (+0.32%), Dow Jones was up by +463 pts (+1.04%) and Nasdaq was up by +9 pts (+0.04%). India VIX was down by ~0.76%. GIFT Nifty is trading positive at ~24,710 (+20 pts, +0.08%) indicating Indian markets will open positive.

Yesterday, advance decline ratio on NSE was 1,685 : 1,287 and BSE was 2,150 : 1,946, which showed strength in the overall markets.

Index Options Data Analysis:

Sensex max call OI and max put OI both are at 80,500 with PCR of 1.04

Nifty max call OI is at 25,000 and max put OI is at 24,600 with PCR of 1.09

Bank Nifty max call OI is at 56,000 and max put OI is at 55,000 with PCR of 0.69

Securities in Ban for F&O Trade for 14-AUG-2025:

PGEL, PNBHOUSING, RBLBANK, TITAGARH

Sectors in Focus:

Healthcare : Nifty healthcare index was up by +2.13%, **Apollo Hospitals (+8.2%),** **Alkem (+4.48%)** and **Laurus Labs (+4.22%)** were leading the index.

Pharma : Nifty pharma index was up by +1.73% with **Alkem (+4.48%),** **Laurus Labs (+4.22%)** and **Zydus Life (+3.3%)** among the top gainers.

Metal : Nifty Metal index was up by +1.26% with **Hindalco (+5.09%),** **Lloyds Metal (+2.48%)** and **NMDC (+2.4%)** contributing positively to the index.

Auto : Nifty auto index was up by +1.12%, top gainers were **Motherson (+3.25%),** **Bharat Forge (+2.48%)** and **Hero Moto Co (+2.35%).**

Realty : **Lodha (+1.26%),** **Sobha (+1.11%)** and **Oberoi Realty (+0.95%)** supported the Nifty realty index by +0.24%

PSU Bank : Nifty PSU Bank index was down by -0.14% with **Maharashtra Bank (-1.13%),** **UCO Bank (-0.88%)** and **Central Bank (-0.58%)** among the top losers.

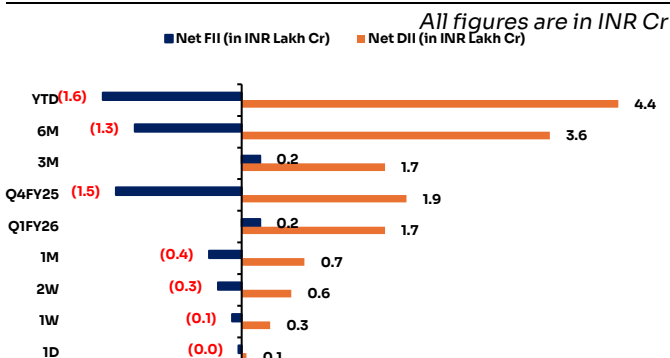
Now listen to the daily market update



Play Now

Fund Flow Activity (13th Aug 2025)

	Buy	Sell	Net
DII	13,982	8,358	5,623
FII/FPI	11,350	14,994	(3,644)



Indian Indices

	CMP	1D (%)	YTD (%)	P/E x
Gift Nifty	24,710	0.1	4.0	22.4
BSE Sensex 30	80,540	0.4	3.1	21.1
Nifty 50	24,619	0.5	4.1	22.3
India VIX	12	(0.8)	(16.0)	NA
Nifty Bank	55,181	0.3	8.5	16.2
Nifty Next 50	66,622	0.6	(2.0)	66.6
Nifty 500	22,698	0.6	1.4	21.3
NIFTY Mid 100	56,682	0.6	(0.9)	29.2
Nifty Small 250	16,728	0.6	(5.8)	28.2
USD/INR	87.4	0.0	2.2	
Dollar Index	97.6	(0.3)	(9.9)	
WTI Crude (\$/bbl)	62.8	0.1	(11.9)	
Gold (\$)	3,407	0.0	29.0	
India 10Y	6.48%	(0.0)	(4.1)	
India 2Y	5.85%	0.1	(12.7)	
India 1Y	5.50%	(0.7)	(17.6)	
Bank Rate	5.75%	NA	NA	

Global Markets

	CMP	1D (%)	YTD (%)	P/E x
S&P 500	6,467	0.3	10.0	28.0
DJIA	44,922	1.0	5.6	21.7
Nasdaq	23,849	0.0	13.5	39.2
FTSE	9,165	0.2	12.1	14.5
CAC	7,805	0.7	5.8	15.0
DAX	24,186	0.7	21.5	14.0
Nikkei 225	43,275	1.3	8.5	23.1
Hang Seng	25,614	2.6	27.7	12.4
Shanghai Co	3,683	0.5	9.9	15.0
KOSPI	3,224	1.1	34.4	15.0
S&P/ASX 200	8,827	(0.6)	8.2	18.0

Stocks in the News

- L&T Energy GreenTech (CMP: 3692.75, MCap: 507,942 Cr, Sector: Engineering & Construction, Valuation: 18.89x FY26 EV/EBITDA)**

L&T partnered with Japan's ITOCHU for a Green Ammonia Project, aiming to advance sustainability in energy production through international collaboration. This strategic alliance focuses on leveraging expertise to develop eco-friendly solutions in energy production, contributing to global sustainability goals.

News Source: [L&T](#)

- Max Healthcare Institute Limited (CMP: 1267.6, MCap: 123,239 Cr, Sector: Healthcare, Valuation: 43.31x FY26 EV/EBITDA)**

Max Healthcare announced a capacity addition, enhancing healthcare infrastructure to meet growing demand as part of its strategic expansion plans. This move is expected to bolster their service offerings and market presence in key regions.

News Source: [MAXHEALTH](#)

- Thermax Limited (CMP: 3292.25, MCap: 39,229 Cr, Sector: Industrial Equipment, Valuation: 33.78x FY26 EV/EBITDA)**

Thermax signed a share purchase agreement with Everenviro Resource Management Private Limited to acquire a stake in Thermax Bioenergy Solutions Private Limited, signaling a strategic move into bioenergy solutions to diversify energy offerings.

News Source: [THERMAX](#)

- GMR Airports Limited (CMP: 74.7, MCap: 9,115 Cr, Sector: Infrastructure, Valuation: -49.93x FY26 P/E)**

GMR Airports received a Letter of Intent to Award for a cargo project, indicating a strategic expansion in airport logistics operations with potential revenue growth.

News Source: [GMRINFRA](#)

- J.Kumar Infraprojects Limited (CMP: 906.75, MCap: 8,867 Cr, Sector: Infrastructure, Valuation: 28.13x TTM EV/EBITDA)**

J.Kumar Infraprojects received a Letter of Acceptance for constructing Foot Over Bridges for Mumbai Metro Line 4, 4A at multiple stations, with a contract cost of Rs 129.04 Crore (share of Rs 77.42 Crore), boosting its infrastructure portfolio.

News Source: [JKIL](#)

Derivatives Position (Combined#)

Stock	% Chg OI	%Chg LTP
Long		
NUVAMA	20.2	1.0
APOLLOHOSP	18.8	7.9
NYKAA	12.3	3.9
TVSMOTOR	9.6	0.9
ALKEM	9.5	4.6
Short		
SUZLON	18.1	(4.3)
LICI	14.4	(3.0)
MUTHOOTFIN	11.9	(0.6)
OIL	11.4	(4.9)
WIPRO	6.6	(0.2)
Long Unwinding		
SJVN	(7.6)	(5.0)
INDIANB	(4.6)	(0.0)
PGEL	(3.4)	(5.5)
PAGEIND	(1.5)	(0.5)
PIIND	(1.5)	(1.1)
Short Unwinding		
PAYTM	(8.8)	3.3
ASTRAL	(7.8)	1.9
BSE	(6.9)	5.6
JSL	(5.8)	1.5
TITAGARH	(5.6)	1.8

Sectoral Indices

	CMP	1D (%)	YTD (%)	P/E(x)
Nifty Auto	24,123	1.1	5.6	19.9
Nifty IT	34,693	0.1	(20.0)	27.1
Nifty Fin Ser	26,238	0.4	11.6	17.1
Nifty Pharma	22,130	1.7	(5.5)	36.4
Nifty Services	32,252	0.5	2.7	35.5
Nifty Cons Dur	37,051	0.1	(11.4)	50.2
Nifty PSE	9,651	0.7	1.3	10.1
Nifty FMCG	55,010	(0.0)	(3.2)	37.9
Nifty Pvt Bank	26,644	0.3	7.5	10.0
Nifty PSU Bank	7,017	(0.1)	7.3	11.5
Nifty India Cons	11,845	0.8	4.2	41.9
Nifty Realty	886	0.2	(15.8)	38.5
Nifty Infra	9,026	0.6	6.7	20.9
Nifty Energy	34,739	(0.0)	(1.3)	11.0
Nifty Healthcare	14,692	2.1	(1.7)	35.1
Nifty India Mfg	14,191	1.0	2.7	26.4
Nifty Media	1,662	0.9	(8.6)	23.7
Nifty Metal	9,346	1.3	8.1	16.7
Nifty Oil & Gas	11,099	(0.1)	3.3	17.0
Nifty Comm	8,753	0.3	7.8	72.9

6. **Sterling and Wilson Renewable Energy Limited (CMP: 499.15, MCap: 8,475 Cr, Sector: Renewable Energy, Valuation: 16.8x TTM EV/EBITDA)**
Sterling and Wilson secured a new domestic order for a turn-key EPC package of 245 MW AC in Gujarat from a PSU developer, emerging as L1, strengthening their position in the renewable energy sector.
News Source: [SWSOLAR](#)
7. **Aurionpro Solutions Limited (CMP: 1470.35, MCap: 8,118 Cr, Sector: IT Services, Valuation: 32.07x FY26 P/E)**
Aurionpro secured a landmark urban mobility project for Mumbai Metro, strengthening its position in transportation technology solutions with significant urban impact.
News Source: [AURIONPRO](#)
8. **Jain Irrigation Systems Limited (CMP: 52.8, MCap: 3,773 Cr, Sector: Irrigation Systems, Valuation: 111.37x TTM P/E)**
Jain Irrigation secured orders worth Rs 135 Crore for 5,438 Solar Pumps under PM-KUSUM Phase II in Maharashtra, boosting its renewable energy segment and supporting agricultural infrastructure growth.
News Source: [JISLJALEQS](#)
9. **Refex Industries Limited (CMP: 621.85, MCap: 4,192 Cr, Sector: Industrial Gases, Valuation: 30.86x TTM EV/EBITDA)**
Refex Industries bagged an order for transportation of pond ash, enhancing its logistics operations and contributing to revenue streams in waste management services.
News Source: [REFEX](#)
10. **Oswal Pumps Limited (CMP: 41.76, MCap: 1,311 Cr, Sector: Renewable Energy, Valuation: 8.82x TTM EV/EBITDA)**
Oswal Pumps received a Letter of Award/Empanelment for 14,787 Off-Grid Solar Pumps worth approximately Rs 442 Crore, significantly expanding its footprint in the renewable energy sector for agricultural applications.
News Source: [OSWALPUMPS](#)

Commodities

	CMP	1D (%)	YTD (%)
Gold (INR/10gm)	100,185	0.0	30.5
Silver (INR/Kg)	115,029	1.1	31.8
Brent Crude Oil (\$/bbl)	65.6	(0.7)	(13.6)
WTI Crude Oil (\$/bbl)	62.8	0.2	(12.6)
Natural Gas (INR/MMBTU)	246.9	0.9	(19.1)
Copper (INR/Kg)	888.1	(0.5)	12.0

Currency

	CMP	1D (%)	YTD (%)
USD/INR	87.4	0.0	2.1
EUR/INR	102.4	0.0	15.1
GBP/INR	118.7	0.1	10.5
JPY/INR	0.6	0.1	8.8
EUR/USD	1.2	0.1	12.9

Securities Lending & Borrowing Scheme (SLBS)

Stock	Underlying LTP	Futures LTP	Spread (%)
LICHSGFIN	574.8	567.0	1.4
VOLTAS	1275.7	1260.4	1.2
COALINDIA	386.3	381.8	1.2

For more news related item, refer to **News Section**

Nifty & Bank Nifty – Pivot Levels – 14/08/2025

	Closing	Support			Resistance		
		1	2	3	1	2	3
Nifty	24619	24548	24477	24419	24677	24735	24806
Bank Nifty	55181	55024	54868	54710	55338	55496	55652

Technical Stock Call – J M Financial Ltd – 14/08/2025

Technical Stock Calls					14/8/2025
Script Name	Action	Reco	Target	Support	SL
JM Financial Ltd	BUY	187	330	169 - 163 - 156	135



View Short Term Positive

Primary move in the stock started at 8 (JUNE 2012). Steady continuous uptrend followed, high made 170 (OCT 2017).

A Valid Correction Followed making low of 54 (March 2023). The stock attracted buying again & the Stock again started trading ABOVE averages since July 2023 making a high of 164 in Oct 24.

Again, the stock faced selling and made a low of 76.6 in April 2025, but continuous bottom was formed.

Recently Stock formed continuous positive monthly closings & gave an ASCENDING TRIANGLE Breakout

Indicators like WILLIAM %R, MACD & KST are also Positive.

Probability of Further Up Move is high.

Target of 330 is expected with lower support levels at (177-169)-163-(159-156) in case of intermediate fall.

A stop loss of 135 is to be observed in the trade.

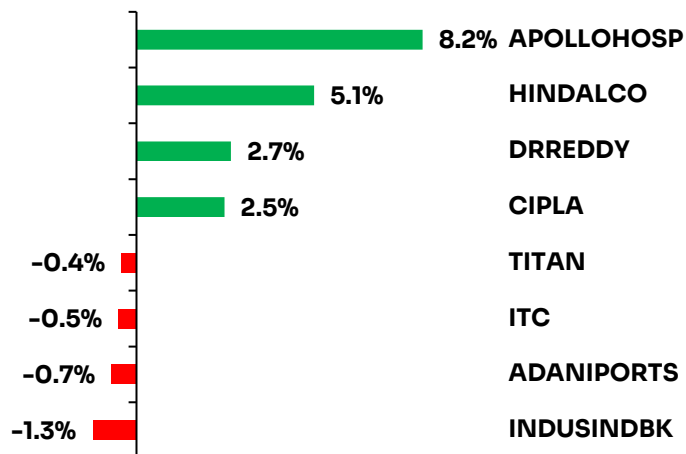
Global Macro Events (14th Aug 2025)

Event	Previous	Forecasted
India		
WPI Food Index YoY JUL	-0.26%	0.50%
WPI Fuel YoY JUL	-2.65%	-2.10%
WPI Inflation YoY JUL	-0.13%	-0.40%
WPI Manufacturing YoY JUL	1.97%	2.00%
United States		
PPI MoM JUL	0%	0.20%
Core PPI MoM JUL	0.00%	0.10%
Initial Jobless Claims AUG/09	226K	228.0K
Continuing Jobless Claims AUG/02	1974K	1977.0K
Core PPI YoY JUL	2.60%	2.70%
Jobless Claims 4-week Average AUG/09	220.75K	223.0K
PPI JUL	148.236	148.5
PPI Ex Food, Energy and Trade MoM JUL	0.00%	0.10%
PPI Ex Food, Energy and Trade YoY JUL	2.50%	2.50%
PPI YoY JUL	2.30%	2.50%
EIA Natural Gas Stocks Change AUG/08	7Bcf	
4-Week Bill Auction	4.30%	
8-Week Bill Auction	4.24%	
15-Year Mortgage Rate AUG/14	6%	
30-Year Mortgage Rate AUG/14	6.63%	
Fed Barkin Speech		
Japan		
BoJ JGB Purchases		
Great Britain		
RICS House Price Balance JUL	-7.00%	-8.00%
GDP Growth Rate QoQ Prel Q2	0.70%	0.10%
GDP Growth Rate YoY Prel Q2	1.30%	0.70%
GDP MoM JUN	-0.10%	0.10%
Business Investment QoQ Prel Q2	3.90%	1.10%
GDP 3-Month Avg JUN	0.50%	0.20%
Goods Trade Balance JUN	£-21.688B	£ -21.5B
Goods Trade Balance Non-EU JUN	£-9.318B	£-9.2B
Industrial Production MoM JUN	-0.90%	0.30%
Manufacturing Production MoM JUN	-1.00%	0.30%
Balance of Trade JUN	£-5.699B	£ -4.3B
Business Investment YoY Prel Q2	6.10%	5.00%
Construction Orders YoY Q2	10.50%	-12.00%
Construction Output YoY JUN	1%	1.10%
GDP YoY JUN	0.70%	1.00%
Industrial Production YoY JUN	-0.30%	-0.20%
Manufacturing Production YoY JUN	0.30%	-0.50%
Labour Productivity QoQ Q2	0.20%	-0.30%
NIESR Monthly GDP Tracker JUL	0.20%	0.10%

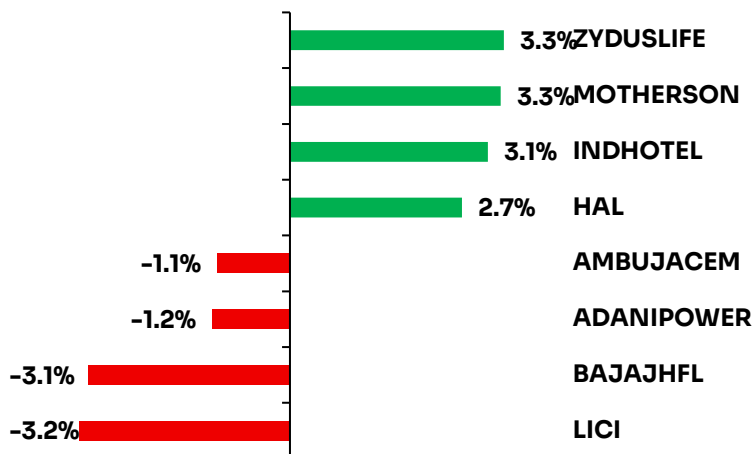
Source: tradingeconomies.com

Top Gainers and Losers

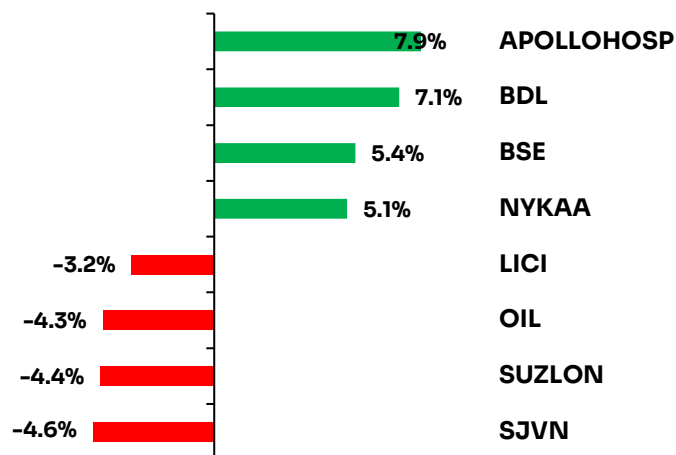
Nifty 50



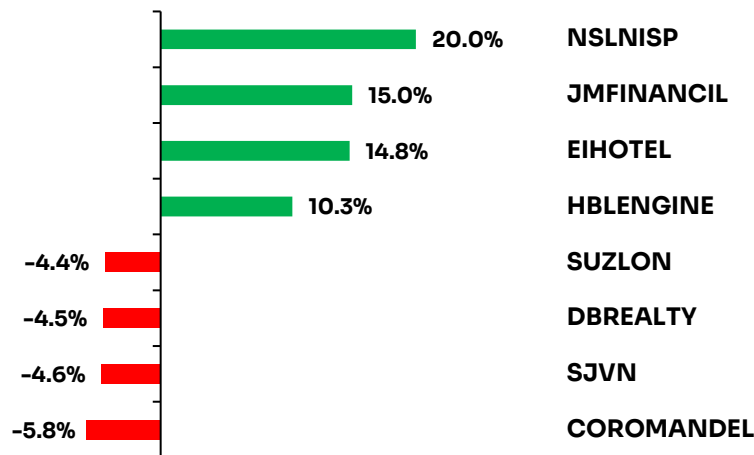
Nifty Next 50



Nifty 200



Nifty 500



Stock*	CMP	5 DMA	20 DMA	50 DMA	100 DMA	200 DMA	Trend	RSI
EIM	5715	5668	5561	5541	5486	5222	Uptrend	63
AXSB	1066	1070	1087	1153	1154	1113	Strong Uptrend	34
BJFIN	1914	1918	1975	1996	1994	1857	Downtrend	36
SBILIFE	1840	1848	1828	1818	1742	1608	Downtrend	53
RELIANCE	1383	1383	1411	1450	1395	1327	Neutral	39
ITC	414	415	415	417	420	428	Downtrend	48
MM	3282	3201	3213	3156	3016	2971	Strong Downtrend	61
SBIN	822	812	810	808	797	790	Uptrend	60
HNDL	701	677	683	673	658	646	Strong Uptrend	60
TATA	160	159	160	159	154	147	Uptrend	52
SUNP	1640	1602	1665	1672	1704	1735	Uptrend	46
JIOFIN	331	326	321	314	284	282	Neutral	59
TTAN	3467	3450	3421	3489	3419	3358	Strong Uptrend	53
HDFCB	1980	1984	1997	1980	1928	1830	Neutral	47
CIPLA	1561	1498	1507	1502	1495	1485	Neutral	62
APNT	2500	2488	2416	2362	2358	2374	Uptrend	63
ONGC	239	234	240	243	242	246	Uptrend	48
JSTL	1054	1054	1041	1026	1019	988	Neutral	56
WPRO	242	241	252	258	254	275	Strong Uptrend	37
DRRD	1253	1210	1246	1282	1234	1239	Neutral	51
HMCL	4769	4589	4419	4353	4140	4215	Neutral	68
HUVR	2495	2511	2490	2409	2369	2372	Uptrend	54
INFO	1427	1430	1510	1567	1547	1699	Neutral	25
SHFL	619	619	634	659	656	622	Downtrend	42
KMB	1988	1976	2050	2115	2119	1976	Downtrend	39
LT	3694	3646	3557	3591	3506	3507	Neutral	62
MSIL	12834	12637	12518	12539	12310	11991	Uptrend	61
ADE	1097	1105	1154	1181	1178	1145	Uptrend	33
NEST	2280	2260	2459	2516	2460	2450	Downtrend	34
NTPC	340	335	337	336	343	343	Neutral	56
IIB	773	792	821	834	799	893	Neutral	35
APHS	7809	7188	7317	7229	7050	6947	Downtrend	68
HCLT	1501	1480	1496	1612	1591	1692	Uptrend	42
PWGR	860	873	904	919	909	827	Neutral	36
BAF	288	285	291	293	296	298	Downtrend	45
COAL	1421	1436	1458	1442	1419	1343	Neutral	37
ICICIB	386	381	382	387	391	393	Neutral	54
BHARTI	1867	1884	1910	1926	1867	1741	Neutral	41
ADSEZ	1320	1341	1390	1411	1345	1265	Neutral	35
TCS	3036	3038	3099	3285	3374	3696	Downtrend	31
ETERNAL	664	648	669	683	680	714	Strong Downtrend	48
TTMT	312	303	297	273	250	250	Neutral	68
HDFCLIFE	777	760	755	767	744	694	Strong Uptrend	60
UTCEM	12401	12302	12328	12036	11802	11493	Uptrend	56
TECHM	1506	1482	1498	1586	1528	1598	Uptrend	47
BJAUT	8249	8221	8215	8345	8246	8543	Neutral	51
GRASIM	2746	2740	2743	2743	2699	2603	Neutral	50
TRENT	5399	5357	5253	5558	5435	5823	Uptrend	52
BHE	389	385	391	402	362	323	Neutral	47
TATACONS	1056	1053	1069	1087	1093	1030	Neutral	43

For RSI, > 75 overbought, < 25 oversold. * Stock name is as per Bloomberg Code

52 W High

Stock	LTP	New 52W/H price	Prev.High	Prev. High Date
TVSMOTOR	3024	▼ 3044.8	3044.8	13-Aug-25
APOLLOHOSP	7830	▲ 7840	7840	13-Aug-25
GVT&D	2915	▼ 2939.4	2939.4	13-Aug-25
PAYTM	1151.6	▼ 1187	1187	13-Aug-25
FORTIS	947.2	▼ 948.7	948.7	13-Aug-25

52 W Low

Stock	LTP	New 52W/L price	Prev.Low	Prev. Low Date
COLPAL	2169.8	▲ 2157	2157	13-Aug-25
POLYMED	1852	▲ 1821.2	1821.2	13-Aug-25
BATAINDIA	1095.3	■ 1090	1090	13-Aug-25
HFCL	71.66	▼ 71.41	71.41	13-Aug-25
TEJASNET	551.05	▼ 542.25	542.25	13-Aug-25

Volume Shockers

Stock	LTP	% chg in price	Volume	Avg Volume	% chg in Vol
Yatra Online	149	8	83,164,062	799,733	10299%
Windlas	1,057	12	1,109,490	35,427	3032%
Oneclick Logi.	236	0	54,000	4,320	1150%
Senco Gold	339	0	3,784,172	304,379	1143%
Krishival Foods	381	1	14,163	1,200	1080%
Techno Electric	1,440	5	928,117	88,472	949%
BEW Engineering	157	0	10,500	1,125	833%
Jeena Sikho	561	4	146,418	18,612	687%
Agarwal Float	64	-2	49,500	6,600	650%
Sigachi Ind	31	-2	7,575,803	1,046,438	624%
Praxis Home Ret	11	4	444,589	62,438	612%
Shanthala	35	6	40,800	5,760	608%

Bulk Deals

Stock	Client Name	Action	Quantity Traded	Weighted Avg Price
AARVI	AMIT KUMAR JAIN HUF	BUY	1,69,374	120.03
AARVI	AMIT KUMAR JAIN HUF	SELL	1,51,420	119.96
AARVI	NEO APEX SHARE BROKING SERVICES LLP	BUY	1,47,241	119.9
AARVI	NEO APEX SHARE BROKING SERVICES LLP	SELL	1,47,241	120.53
AGARWALTUF	PENTATEAM INVENTURE CAPITAL SCHEME I	SELL	91200	135.5
BLACKBUCK	SANDS CAPITAL PRIVATE GROWTH II LIMITED	SELL	13,44,290	515.61
DENTA	HRTI PRIVATE LIMITED	BUY	1,76,223	340.31
DENTA	HRTI PRIVATE LIMITED	SELL	1,79,442	338.91
DENTA	MATHISYS ADVISORS LLP	BUY	1,91,736	339.37
DENTA	MATHISYS ADVISORS LLP	SELL	1,91,637	339.3
ENFUSE	IMRAN MOHAMMAD YASIN ANSARI	SELL	45600	219.99
HONASA	GRAVITON RESEARCH CAPITAL LLP	BUY	17,72,931	295.05
HONASA	GRAVITON RESEARCH CAPITAL LLP	SELL	17,72,931	295.26
INOXWI-RE	LEND LEASE COMPANY INDIA LIMITED	SELL	6,10,930	17.88
JAYNECOIND	AAKRAYA RESEARCH LLP	BUY	53,82,972	59.94
JAYNECOIND	AAKRAYA RESEARCH LLP	SELL	53,82,972	59.99
JAYNECOIND	HRTI PRIVATE LIMITED	BUY	1,01,35,735	59.88
JAYNECOIND	HRTI PRIVATE LIMITED	SELL	96,90,458	60.24
JAYNECOIND	QE SECURITIES LLP	BUY	53,72,674	60.16
JAYNECOIND	QE SECURITIES LLP	SELL	54,10,569	60.18
JYOTIGLOBL	VIKASA INDIA EIF I FUND	SELL	1,02,000	59.79
KAMOPAINTS	FLYONTRIP SERVICES PRIVATE LIMITED	BUY	22,00,000	9.1
KANDARP	PASHUPATI CAPITA SER PVT LTD	BUY	48000	99.19
KHANDSE	IRAGE BROKING SERVICES LLP	BUY	1,54,641	26.65
KHANDSE	IRAGE BROKING SERVICES LLP	SELL	1,24,910	26.19
KHANDSE	RIMPY MITTAL	BUY	1,91,235	27.3
KHANDSE	RIMPY MITTAL	SELL	1,91,235	26.71
LAXMIINDIA	MATHISYS ADVISORS LLP	BUY	3,27,882	149.23
LAXMIINDIA	MATHISYS ADVISORS LLP	SELL	3,28,231	149.59
LAXMIINDIA	PARTH INFIN BROKERS PVT LTD	BUY	5,31,952	150.11

Stock	Client Name	Action	Quantity Traded	Weighted Avg Price
LAXMIINDIA	PARTH INFIN BROKERS PVT LTD	SELL	5,23,952	150.51
MIRCELECTR	MANSI SHARE AND STOCK BROKING PRIVATE LIMITED	BUY	23,00,016	29.03
MIRCELECTR	MANSI SHARE AND STOCK BROKING PRIVATE LIMITED	SELL	23,99,663	27.85
MIRCELECTR	SSPL SECURITIES PRIVATE LIMITED	BUY	18,15,702	27.55
NDLVENTURE	NEO APEX SHARE BROKING SERVICES LLP	BUY	2,19,123	101.42
NDLVENTURE	NEO APEX SHARE BROKING SERVICES LLP	SELL	2,09,123	102.07
NGIL	RIMPY MITTAL	BUY	1,30,586	28.4
NGIL	RIMPY MITTAL	SELL	1,30,586	26.85
PREMEXPLN	GRAVITON RESEARCH CAPITAL LLP	BUY	3,52,731	487.48
PREMEXPLN	GRAVITON RESEARCH CAPITAL LLP	SELL	3,52,731	488.04
PRIMESECU	F3 ADVISORS PRIVATE LIMITED	BUY	2,48,417	271.93
PRIMESECU	IRAGE BROKING SERVICES LLP	BUY	565	269.39
PRIMESECU	IRAGE BROKING SERVICES LLP	SELL	2,27,451	271.95
PRITI	AMIT KUMAR JAIN HUF	BUY	96697	93.23
PRITI	AMIT KUMAR JAIN HUF	SELL	46697	93.86
SADHNANIQ	CATALYST TRUSTEESHIP LIMITED	SELL	20,00,000	6.14
SHANTHALA	PRASHANT D PAWAR	BUY	34800	35.64
SHANTI	YOGESHA	SELL	57310	10.07
TRANSRAILL	GRAVITON RESEARCH CAPITAL LLP	BUY	11,55,362	816.78
TRANSRAILL	GRAVITON RESEARCH CAPITAL LLP	SELL	11,55,362	817.06
TRANSRAILL	HRTI PRIVATE LIMITED	BUY	7,72,206	810.23
TRANSRAILL	HRTI PRIVATE LIMITED	SELL	7,40,644	811.62
TRU	RUSHABH CHANDRAKANT SHETH	SELL	7,80,942	11.52
TSC	HBPA TRADEX PRIVATE LIMITED	BUY	72000	66.66
VIMTALABS	HRTI PRIVATE LIMITED	BUY	2,31,187	638.15
VIMTALABS	HRTI PRIVATE LIMITED	SELL	2,43,239	641.06
VOLERCAR	ABHISEK BHUTRA HUF	SELL	64000	176.5
VOLERCAR	DORITE TRACON PRIVATE LIMITED	BUY	1,58,400	176.14
VOLERCAR	GINNI FINANCE PRIVATE LIMITED	BUY	73600	176.33
YATRA	AAKRAYA RESEARCH LLP	BUY	30,04,213	150.66

Stock	Client Name	Action	Quantity Traded	Weighted Avg Price
YATRA	AAKRAYA RESEARCH LLP	SELL	30,04,213	150.74
YATRA	ALPHAGREP SECURITIES PRIVATE LIMITED	BUY	17,44,989	150.77
YATRA	ALPHAGREP SECURITIES PRIVATE LIMITED	SELL	17,44,989	150.81
YATRA	ELIXIR WEALTH MANAGEMENT PRIVATE LIMITED	BUY	17,54,786	150.47
YATRA	ELIXIR WEALTH MANAGEMENT PRIVATE LIMITED	SELL	17,54,786	151.03
YATRA	GRAVITON RESEARCH CAPITAL LLP	BUY	56,85,729	150.51
YATRA	GRAVITON RESEARCH CAPITAL LLP	SELL	56,85,729	150.59
YATRA	HRTI PRIVATE LIMITED	BUY	15,52,823	149.82
YATRA	HRTI PRIVATE LIMITED	SELL	15,06,823	149.39
YATRA	IRAGE BROKING SERVICES LLP	BUY	11,62,040	151.01
YATRA	IRAGE BROKING SERVICES LLP	SELL	10,65,564	151.01
YATRA	MICROCURVES TRADING PRIVATE LIMITED	BUY	11,54,759	150.36
YATRA	MICROCURVES TRADING PRIVATE LIMITED	SELL	11,54,759	150.39
YATRA	MUSIGMA SECURITIES	BUY	32,25,929	150.15
YATRA	MUSIGMA SECURITIES	SELL	32,25,929	150.19
YATRA	QE SECURITIES LLP	BUY	32,39,603	150.41
YATRA	QE SECURITIES LLP	SELL	32,18,189	150.39
YATRA	ROHAN MANOJ SHAH	BUY	15,70,000	148.32
YATRA	SHARE INDIA SECURITIES LIMITED	BUY	21,54,304	151.61
YATRA	SHARE INDIA SECURITIES LIMITED	SELL	21,53,295	152.3

Block Deals

Stock	Client Name	Action	Quantity Traded	Weighted Avg Price
No Block Deals				

Insider Trading

Stock	Name of the Acquirer/ Disposer	Action	% shareholding Prior	% shareholding Post
DBOL	DBO Employee Welfare Trust	Buy	0.1	0.12
DBOL	DBO Employee Welfare Trust	Buy	0.12	0.17
IKS	Ashit Kalra	Sell	0.04	0.02
JBCHEPHARM	Nikhil Ashokkumar Chopra	Pledge Revoke	0.03	0.03
JBCHEPHARM	Nikhil Ashokkumar Chopra	Sell	0.03	0
JBCHEPHARM	Sridhar Bharadwaj	Buy	0	0.01
LINC	JYOTI MAHESH GOENKA	Buy	0	0.17
LINC	BIMLA DEVI JALAN	Sell	1.85	1.68
M&M	Mahindra & Mahindra Employees' Stock Option Trust	Sell	3.42	3.41
MAGSON	Shraddha Tejash Shah	Buy	0.84	2.32
MAGSON	Maheshbhai Naranbhai Patel	Sell	5.55	4.08
SAKHTISUG	ABT INVESTMENTS (INDIA) PRIVATE LIMITED	Pledge	55.93	55.93
SKMEGGPROD	SKM SHREE SHIVKUMAR	Buy	44.88	44.99
TAKE	Asia Global Trading (Chennai) Private Limited	Sell	4.3	0
TOKYOPLAST	PRITI HARESH SHAH	Buy	12.3	12.66

Event Calendar – Corporate Action (Financial Results/ Dividend/other business matters)

Company	Purpose	Company	Purpose
AAATECH	Financial Results/Other business matters	BHARATIDIL	Financial Results
AARTECH	Financial Results/Other business matters	BLKASHYAP	Financial Results
AARVEEDEN	Financial Results	BLUECHIP	Financial Results
ABHISHEK	Financial Results	BOROLTD	Financial Results
AGARIND	Financial Results	BTML	Financial Results/Other business matters
AGIIL	Financial Results	BVCL	Financial Results
AGROPHOS	Financial Results/Other business matters	CALSOFT	Financial Results
AHLADA	Financial Results/Dividend	CAPTRUST	Financial Results
AHLEAST	Financial Results	CCHHL	Financial Results
AHLUCONT	Financial Results/Other business matters	COASTCORP	Financial Results
AIRAN	Financial Results/Other business matters	COFFEEDAY	Financial Results
AJOONI	Financial Results/Other business matters	CONSOFINVT	Financial Results
AKASH	Financial Results	CORALFINAC	Financial Results
AKI	Financial Results/Other business matters	COUNCODOS	Financial Results
ALANKIT	Financial Results/Other business matters	CURAA	Financial Results
ALKYLAMINE	Financial Results	DAVANGERE	Financial Results
ALPSINDUS	Financial Results/Other business matters	DBEIL	Financial Results/Other business matters
AMDIND	Financial Results	DBREALTY	Financial Results
ARE&M	Financial Results	DCM	Financial Results
ARENTERP	Financial Results/Other business matters	DHARSUGAR	Financial Results
ASHOKLEY	Financial Results	DIGJAMLMTD	Financial Results
ASIL	Financial Results	DJML	Financial Results
ASTRAZEN	Financial Results	DONEAR	Financial Results
AVG	Financial Results	DPWIRES	Financial Results/Other business matters
BALAJEE	Financial Results/Other business matters	DSKULKARNI	Financial Results/Other business matters
BBTCL	Financial Results	EASEMYTRIP	Financial Results/Other business matters
BBTCL	Dividend	EASTSILK	Financial Results
BCG	Financial Results	ELGIRUBCO	Financial Results
BGREENERGY	Financial Results	ETHOSLTD	Financial Results
BHANDARI	Financial Results	EUROBOND	Financial Results

Company	Purpose	Company	Purpose
EXPLEOSOL	Financial Results/Other business matters	JAICORPLTD	Financial Results/Other business matters
FIBERWEB	Financial Results/Other business matters	JAMNAAUTO	Financial Results
FISCHER	Financial Results	JINDALPOLY	Financial Results
FLEXITUFF	Financial Results	JINDWORLD	Financial Results
GANGAFORGE	Financial Results/Other business matters	JPASSOCIAT	Financial Results/Other business matters
GBGLOBAL	Financial Results/Other business matters	JSLL	Financial Results
GLENMARK	Financial Results	JTEKTINDIA	Financial Results/Other business matters
GLOBECIVIL	Financial Results	JYOTISTRUC	Financial Results/Other business matters
GODHA	Financial Results/Other business matters	KAMOPAINTS	Financial Results
GOENKA	Financial Results/Other business matters	KAUSHALYA	Financial Results
GOKUL	Financial Results/Other business matters	KAVDEFENCE	Financial Results
GREENPOWER	Financial Results	KDDL	Financial Results
GSLSU	Financial Results	KEEPLearn	Financial Results/Other business matters
GUJRAFFIA	Financial Results	KERNEX	Financial Results/Other business matters
HEMIPROP	Financial Results	KEYFINSERV	Financial Results/Other business matters
HILTON	Financial Results/Other business matters	KMEW	Financial Results
HINDCOPPER	Financial Results	KRIDHANINF	Financial Results
HINDOILEXP	Financial Results/Other business matters	KRIKA	Other business matters
HOVS	Financial Results	LAOPALA	Financial Results
HPIL	Financial Results/Other business matters	LCCINFOTEC	Financial Results
IDEA	Financial Results	LIBAS	Financial Results/Other business matters
INDIANCARD	Financial Results/Other business matters	LLOYDSENT	Financial Results/Dividend
INDORAMA	Financial Results	LOVABLE	Financial Results/Other business matters
INOXGREEN	Financial Results	MAHESHWARI	Financial Results/Other business matters
INOXWIND	Financial Results/Other business matters	MBLINFRA	Financial Results
INTLCONV	Financial Results/Other business matters	MCLEODRUSS	Financial Results/Voluntary Delisting
IOC	Financial Results	MODISONLTD	Financial Results/Other business matters
IRB	Financial Results/Dividend	MODTHREAD	Financial Results
ISFT	Financial Results	MUFIN	Financial Results
IVC	Financial Results	NAGAFERT	Financial Results

Company	Purpose	Company	Purpose
NAVA	Financial Results	ROTO	Financial Results
NECLIFE	Financial Results/Other business matters	RUBYMILLS	Financial Results
NFL	Financial Results/Dividend	SABEVENTS	Financial Results/Other business matters
NITIRAJ	Financial Results	SABTNL	Financial Results/Other business matters
OPTIEMUS	Financial Results	SADBHAV	Financial Results/Other business matters
ORICONENT	Financial Results	SALSTEEL	Financial Results/Other business matters
ORTINGLOBE	Financial Results	SANSTAR	Financial Results
OSIAHYPER	Financial Results	SANWARIA	Financial Results
PALASHSECU	Financial Results	SASKEN	Financial Results/Other business matters
PANACEABIO	Financial Results	SATIN	Fund Raising
PATANJALI	Financial Results	SECURKLOUD	Financial Results/Other business matters
PLATIND	Financial Results	SEPC	Financial Results
PLAZACABLE	Financial Results/Other business matters	SHAHALLOYS	Financial Results/Other business matters
PPL	Financial Results	SHIVAMAUTO	Financial Results
PRAENG	Financial Results/Other business matters	SIGNPOST	Financial Results
PRAXIS	Financial Results	SILINV	Financial Results
PRIMO	Financial Results	SOFTTECH	Financial Results
PRITI	Financial Results	SPAL	Financial Results
PROSTARM	Financial Results/Other business matters	SPANDANA	Financial Results
PROZONER	Financial Results	SPECTRUM	Financial Results/Other business matters
PVSL	Financial Results/Other business matters	SPIC	Financial Results
RADAAN	Financial Results	SREEL	Financial Results
RAJSREESUG	Financial Results	SRHHYPOLTD	Financial Results/Other business matters
RANASUG	Financial Results	SRM	Financial Results
REDTAPE	Financial Results	SSDL	Financial Results
RELCHQM	Financial Results/Other business matters	SUPERHOUSE	Financial Results
RELIABLE	Financial Results/Other business matters	SUPREME	Financial Results
REPRO	Financial Results	SUPREMEINF	Financial Results
RISHABH	Financial Results	SVPGLOB	Financial Results
RKEC	Financial Results/Other business matters	SWANENERGY	Financial Results

Company	Purpose
TARMAT	Financial Results
TCIEXP	Financial Results
THOMASCOTT	Financial Results
TIPSFILMS	Financial Results
TIRUMALCHM	Financial Results
TRU	Financial Results
USK	Financial Results
VASWANI	Financial Results
VIKASLIFE	Financial Results/Other business matters
VINATORGA	Financial Results
VINNY	Financial Results
VIPULLTD	Financial Results/Fund Raising/Other business matters
VIRINCHI	Financial Results
VISASTEEL	Financial Results/Other business matters
WALCHANNAG	Financial Results/Other business matters
WCIL	Financial Results/Other business matters
ZAGGLE	Financial Results/Other business matters

News Section

Stock News

- **Axis Bank Limited (CMP: 1066.3, MCap: 330,777 Cr, Sector: Banking, Valuation: 1.59x FY26 P/BV)**

Axis Bank clarified its savings account minimum balance rules remain unchanged with AMB at Rs 10,000. This communication addresses recent market rumors and customer queries, ensuring transparency and maintaining customer trust amidst similar policy changes by competitors.

News Source: [AXISBANK](#)

- **Adani Ports and Special Economic Zone Limited (CMP: 1319.75, MCap: 285,084 Cr, Sector: Infrastructure, Valuation: 23.19x FY26 P/E)**

Adani Ports announced late results of cash tender offers for its Senior Notes, marking a significant financial update for stakeholders. This reflects ongoing efforts to manage debt and optimize capital structure, providing clarity on their financial strategy.

News Source: [ADANIPORTS](#)

- **Wipro Limited (CMP: 241.65, MCap: 253,326 Cr, Sector: IT Services, Valuation: 19.29x FY26 P/E)**

Wipro partnered with Google Cloud to launch Agentic AI Solutions across industries, aiming to drive innovation in AI-driven business functions and enhance service capabilities. This collaboration underscores Wipro's focus on cutting-edge technology to transform business operations.

News Source: [WIPRO](#)

- **Bharat Petroleum Corporation Limited (CMP: 322.8, MCap: 140,045 Cr, Sector: Oil & Gas, Valuation: 6.31x FY26 EV/EBITDA)**

BPCL's consolidated net profit surged 141% in Q1FY26 to Rs 12,741 crore, driven by robust refining margins and strong performance in marketing and petrochemicals, far exceeding analyst expectations.

News Source: [BPCL](#)

- **Shriram Finance Limited (CMP: 619.25, MCap: 116,475 Cr, Sector: Financial Services, Valuation: 1.79x FY26 P/BV)**
Shriram Finance continues to focus on its subsidiary operations, as highlighted in recent investor communications, reinforcing its strategic direction in the financial services sector.
News Source: [SHRIRAMFIN](#)
- **Muthoot Finance Limited (CMP: 2510.75, MCap: 100,798 Cr, Sector: Financial Services, Valuation: 3.08x FY26 P/BV)**
Muthoot Finance acquired shares in Muthoot Homefin India Limited, enhancing control over its subsidiary and consolidating its position in the housing finance sector for expanded market reach.
News Source: [MUTHOOTFIN](#)
- **Jubilant Foodworks Limited (CMP: 639.9, MCap: 42,223 Cr, Sector: Food & Beverage, Valuation: 97.87x FY26 P/E)**
Jubilant FoodWorks, operator of Domino's India, reported a Q1 profit rise of 64.44% with store network expansion to 3,387, reflecting strong delivery demand and operational efficiencies.
News Source: [JUBLFOOD](#)
- **Nuvama Wealth Management Limited (CMP: 6927.7, MCap: 24,943 Cr, Sector: Financial Services, Valuation: 7.15x TTM P/BV)**
Nuvama Wealth Management incorporated wholly owned subsidiaries, marking a strategic expansion to enhance service offerings and operational capacity in wealth management.
News Source: [NWML](#)
- **Samhi Hotels Limited (CMP: 223.2, MCap: 3,815 Cr, Sector: Hospitality, Valuation: 17.1x TTM EV/EBITDA)**
Samhi Hotels executed a Business Transfer Agreement with Deventure Hotel and Resorts

Private Limited for the transfer of the business undertaking of Hotel 'Caspia', aiming to optimize portfolio and focus on core assets.

News Source: [SAMHI](#)

- **Optiemus Infracom Limited (CMP: 588.3, MCap: 2,217 Cr, Sector: Telecommunications, Valuation: 69.91x TTM EV/EBITDA)**

Optiemus Infracom launched a new product, marking a step towards diversifying its offerings and strengthening market position in telecommunications and electronics.

News Source: [OPTIEMUS](#)

Companies with Investor Presentation or Annual Report Entries

- **Rossell Techsys Limited (ROSSTECH)**
News Source: [ROSSTECH](#)
- **R Systems International Limited (RSYSTEMS)**
News Source: [RSYSTEMS](#)
- **Indogulf Cropsciences Limited (IGCL)**
News Source: [IGCL](#)
- **Black Box Limited (BBOX)**
News Source: [BBOX](#)
- **Castrol India Limited (CASTROLIND)**
News Source: [CASTROLIND](#)

- **OnMobile Global Limited (ONMOBILE)**
News Source: [ONMOBILE](#)
- **H.G. Infra Engineering Limited (HGINFRA)**
News Source: [HGINFRA](#)
- **Royal Orchid Hotels Limited (ROHLTD)**
News Source: [ROHLTD](#)
- **Kalpataru Limited (KALPATARU)**
News Source: [KALPATARU](#)
- **Anthem Biosciences Limited (ANTHEM)**
News Source: [ANTHEM](#)
- **Gufic Biosciences Limited (GUFIC)**
News Source: [GUFIC](#)
- **Dhruv Consultancy Services Limited (DHRUV)**
News Source: [DHRUV](#)
- **Marathon Nextgen Realty Limited (MARATHON)**
News Source: [MARATHON](#)
- **Seamec Limited (SEAMECLTD)**
News Source: [SEAMECLTD](#)

- **Anupam Rasayan India Limited (ANURAS)**
News Source: [ANURAS](#)
- **Polyplex Corporation Limited (POLYPLEX)**
News Source: [POLYPLEX](#)
- **Davangere Sugar Company Limited (DAVANGERESUGAR)**
News Source: [DAVANGERESUGAR](#)
- **Galaxy Surfactants Limited (GALAXYSURF)**
News Source: [GALAXYSURF](#)
- **HPL Electric & Power Limited (HPL)**
News Source: [HPL](#)
- **Techno Electric & Engineering Company Limited (TECHNOE)**
News Source: [TECHNOE](#)
- **Man Infraconstruction Limited (MANINFRA)**
News Source: [MANINFRA](#)
- **PNC Infratech Limited (PNCINFRA)**
News Source: [PNCINFRA](#)

- **IG Petrochemicals Limited (IGPL)**
News Source: [IGPL](#)
- **Pennar Industries Limited (PENIND)**
News Source: [PENIND](#)
- **Somany Ceramics Limited (SOMANYCERA)**
News Source: [SOMANYCERA](#)
- **Shalby Limited (SHALBY)**
News Source: [SHALBY](#)
- **Kriti Industries (India) Limited (KRITI)**
News Source: [KRITI](#)
- **Fiem Industries Limited (FIEMIND)**
News Source: [FIEMIND](#)
- **Dharmaj Crop Guard Limited (DHARMAJ)**
News Source: [DHARMAJ](#)
- **Aarti Pharmalabs Limited (AARTIPHARM)**
News Source: [AARTIPHARM](#)
- **Supriya Lifescience Limited (SUPRIYA)**
News Source: [SUPRIYA](#)

- **Cohance Lifesciences Limited (COHANCE)**
News Source: [COHANCE](#)
- **HMA Agro Industries Limited (HMAAGRO)**
News Source: [HMAAGRO](#)
- **Suyog Telematics Limited (SUYOG)**
News Source: [SUYOG](#)
- **Ganesh Benzoplast Limited (GANESHBE)**
News Source: [GANESHBE](#)
- **Bcl Industries Limited (BCLIND)**
News Source: [BCLIND](#)
- **Capri Global Capital Limited (CGCL)**
News Source: [CGCL](#)
- **Olectra Greentech Limited (OLECTRA)**
News Source: [OLECTRA](#)
- **Insecticides (India) Limited (INSECTICID)**
News Source: [INSECTICID](#)

- **Fineotex Chemical Limited (FCL)**
News Source: [FCL](#)
- **Senco Gold Limited (SENCO)**
News Source: [SENCO](#)
- **Stanley Lifestyles Limited (STANLEY)**
News Source: [STANLEY](#)
- **Shilpa Medicare Limited (SHILPAMED)**
News Source: [SHILPAMED](#)
- **Vishal Mega Mart Limited (VMMP2024)**
News Source: [VMMP2024](#)
- **Astra Microwave Products Limited (ASTRAMICRO)**
News Source: [ASTRAMICRO](#)
- **Gujarat Pipavav Port Limited (GPPL)**
News Source: [GPPL](#)
- **Sammaan Capital Limited (IHFL)**
News Source: [IHFL](#)
- **Suryoday Small Finance Bank Limited (SURYODAY)**
News Source: [SURYODAY](#)

Macro News

Europe Finally Embraces Air Conditioning, Amid Heat Waves

Rising heat waves are pushing European countries to adopt air conditioning more rapidly, marking a cultural and infrastructural shift affecting real estate, energy policies, and everyday life.

[Read Here](#)

News Source: Economic Times

Main Target Will Be Growth, Not Prices; RBI Rate Cuts Unlikely Soon: Economists

Economists expect India's central bank to focus on economic growth over inflation control, with no immediate rate cuts likely despite softening price data in the US and India.

[Read Here](#)

News Source: Economic Times

Retailers Shift Focus from Number of Outlets to How Much They Let In

Indian retailers are prioritizing store performance and productivity over aggressive store network expansion, focusing on increasing revenue and footfall in existing locations due to rising costs and changing customer dynamics.

[Read Here](#)

News Source: Economic Times

Challenges Behind Us, Momentum is Back: PVR Inox MD Ajay Bijli

PVR Inox's managing director Ajay Bijli notes the sector's recovery in media & entertainment after pandemic and structural challenges, anticipating a return to growth and audience engagement.

[Read Here](#)

News Source: Economic Times

EAM Jaishankar to Visit Russia Next Week

External Affairs Minister S. Jaishankar will travel to Russia to discuss bilateral and global issues, focusing on strategic ties, regional security, and economic cooperation amidst

shifting global alignments.

[Read Here](#)

News Source: Economic Times

Long-Term Outlook Positive for Indian Markets: Rohit Srivastava

Analyst Rohit Srivastava maintains a positive long-term view on Indian markets despite near-term volatility, projecting midcap and smallcap outperformance versus largecaps based on earnings growth.

[Read Here](#)

News Source: Economic Times

IRCTC Q1 Results: PAT Rises 8% YoY to Rs 331 Crore

IRCTC's profit increased 8% year-over-year for the quarter ending June 2025 to Rs 331 crore, driven by higher revenues from ticketing, catering, and tourism segments.

[Read Here](#)

News Source: Economic Times

Gold ETF Inflows Decline by 40% to Rs 1,256 Cr in July

Gold ETF investments in India fell sharply by 40% in July to Rs 1,256 crore, reflecting shifting investor sentiment influenced by global cues and profit-booking.

[Read Here](#)

News Source: Economic Times

Nifty IT is 2025's Worst-Performing Sector, Down 20%

The Nifty IT index plunges 20%, making it the worst sectoral performer in 2025, with several stocks falling 20-35% from recent peaks due to global demand softening and margin pressures.

[Read Here](#)

News Source: Live Mint

Apple Denies App Store Bias as Musk Threatened Legal Action Over OpenAI Apps

Apple disputes Elon Musk's claims of anti-competitive bias towards OpenAI and AI apps in its App Store, asserting fair application of rules to all developers.

[Read Here](#)

News Source: Live Mint

India Achieves 100 GW Domestic Solar Module Capacity Under Govt-Approved List

India has crossed 100 gigawatts of government-approved domestic solar module manufacturing capacity, reflecting successful public-private partnerships and policy support for renewable energy growth.

[Read Here](#)

News Source: Live Mint

Nuclear Power is Having a Pop Culture Moment

Atomic energy gains visibility in pop culture, inspiring influencers and merchandise, as the industry leverages this wave for public acceptance and policy support.

[Read Here](#)

News Source: Live Mint

15th Finance Commission's Tax Share Rejig Boosts Bihar, Maharashtra

The 15th Finance Commission's new formula for tax revenue sharing has increased allocations for states like Bihar and Maharashtra by adjusting weights for population, income, and demographic performance.

[Read Here](#)

News Source: Live Mint

Trump Can't Turn US Statistics into Banana Republic Numbers

Analysis dismisses fears that US economic data is at risk of manipulation, citing institutional checks that prevent such practices despite political rhetoric under Trump's administration.

[Read Here](#)

News Source: Live Mint

US Begins Probe Against Indian Solar Imports

The US has started an investigation into imports of Indian solar equipment, potentially affecting Indian solar manufacturers with higher tariffs or restrictions if found non-compliant.

[Read Here](#)

News Source: Financial Express

Solar Exports at Crossroads: How US Probe on Imports Can Impact Indian Players?

The US probe into solar imports could jeopardize Indian solar industry exports, with potential loss of market share, impact on jobs, and calls for government support measures.

[Read Here](#)

News Source: Financial Express

Rapido Launches Food Delivery Platform 'Ownly' in Bengaluru

Rapido has entered the food delivery market in Bengaluru with Ownly, aiming for competitive pricing and better margins for partner restaurants against giants like Zomato and Swiggy.

[Read Here](#)

News Source: Financial Express

Air India in Talks to Make Navi Mumbai Airport a Global Hub

Air India, under Tata Group, is negotiating to position the upcoming Navi Mumbai airport as an international aviation hub, aligning with ambitions to rival global airports.

[Read Here](#)

News Source: Financial Express

G-Sec Yields Hit Four-Month High at 6.51%

Indian government bond yields climb to 6.51%, the highest in four months, amid market sell-offs, settling at 6.48% with implications for borrowers and rate-cut expectations.

[Read Here](#)

News Source: Financial Express

Pre-IPO Investors Made More on Exiting New-Age Tech Cos After Lock-In

Early investors profited by selling shares of new-age tech companies like Zomato and Paytm post-lock-in, often outperforming retail holders due to bullish sentiment.

[Read Here](#)

News Source: Financial Express

BlueStone Jewellery IPO Subscribed 2.70 Times on Closing Day

BlueStone Jewellery's IPO subscription closed at 2.7 times on the final day, indicating healthy investor interest driven by strong digital presence and organized retail growth.

[Read Here](#)

News Source: Financial Express

Fractal Files for Rs 4,900-Cr IPO, to be First Indian AI Firm to List

Fractal Analytics, an AI and data science firm, applies for a Rs 4,900 crore IPO, marking a milestone for India's technology landscape with proceeds for expansion and R&D.

[Read Here](#)

News Source: Financial Express

SEBI Proposes to Add Algo Trade to Stock Broker Regulations

Indian market regulator SEBI plans to define and regulate algorithmic trading under new stockbroker rules, enhancing surveillance and transparency in retail trading.

[Read Here](#)

News Source: Financial Express

India Eyes Nuclear Power Expansion, to Allow Uranium Mining: Report

India plans to expand nuclear power by opening up uranium mining to boost domestic production, supporting energy demands and global climate commitments.

[Read Here](#)

News Source: Financial Express

Apollo Hospitals Enterprise Leads Nifty 50 Gainers, Surges 7.9%

Apollo Hospitals topped the Nifty 50 gainers list with a 7.9% rise on August 13, amid buying interest after quarterly results and positive sectoral momentum.

[Read Here](#)

News Source: Financial Express

Chinese FM Wang Yi to Visit India on August 18 for High-Stakes Talks with NSA: Report

China's Foreign Minister Wang Yi plans to visit India on August 18 for talks with NSA Ajit Doval on border issues, counter-terrorism, and trade relations, particularly urea exports.

[Read Here](#)

News Source: Business Today

Cheque Settlement to Become Faster: RBI to Roll Out Hours-Long Clearance from October 4
RBI introduces faster cheque clearance under CTS from October 4, 2025, with continuous processing during business hours to improve settlement times and reduce risks.

[Read Here](#)

News Source: Business Today

‘US Tariff Impact Will Fade in 6 Months, Think Beyond the Next Quarter’: CEA to India Inc
Chief Economic Advisor V Anantha Nageswaran suggests US tariff effects on Indian exports will ease within six months, urging industry to adopt a long-term perspective.

[Read Here](#)

News Source: Business Today

US Corporate Bankruptcies Soar in July to Highest Since 2020, with 71 Filings in Single Month
US corporate bankruptcies reached a peak in July 2025 with 71 filings, mainly in industrial and consumer sectors, due to inflation and rising rates.

[Read Here](#)

News Source: Business Today

Regaal Resources IPO: Issue Booked Nearly 22x on Day 2 So Far; GMP Holds Firm
Regaal Resources IPO sees aggressive investor response, booked nearly 22 times on day two with a price band of Rs 96-102 and strong grey market premium.

[Read Here](#)

News Source: Business Today

Ethiopian Fossils Offer Glimpse into Complex Human Evolution
Newly found fossils in Ethiopia reveal unexpected diversity in ancient human populations, bridging gaps between older hominins and Homo sapiens with insights into migration patterns.

[Read Here](#)

News Source: Hindu Business Line

SBI to Levy Nominal IMPS Charges on Transfers Above Rs 25,000 from Aug 15

State Bank of India will impose a nominal fee on IMPS transfers exceeding Rs 25,000 from August 15, 2025, to offset rising transaction costs while keeping low-value transfers free.

[Read Here](#)

News Source: Hindu Business Line

Improved Connectivity Infrastructure Boosting Tourism Sector, Says Minister Jaishankar

Foreign Minister S. Jaishankar credits enhanced infrastructure like highways and air links for growth in India's tourism sector, fostering economic development and job creation.

[Read Here](#)

News Source: Hindu Business Line

Informatica to Power Salesforce's Agentforce with Top-Tier Data Management, Says CEO

Informatica partners with Salesforce to enhance Agentforce's data management, streamlining CRM with personalized experiences and improved analytics for enterprises.

[Read Here](#)

News Source: Hindu Business Line

RBI to Transition Cheque Truncation System to "Continuous Clearing with On-Realisation Settlement" in 2 Phases

RBI upgrades Cheque Truncation System to continuous clearing with settlement upon realization in two phases, reducing settlement times and enhancing banking efficiency.

[Read Here](#)

News Source: Hindu Business Line

Aster DM Plans 5-Yr Push in Kerala, Karnataka, Central India

Aster DM Healthcare outlines a five-year growth plan targeting Kerala, Karnataka, and Central India with new hospitals and clinics for affordable, quality healthcare access.

[Read Here](#)

News Source: Hindu Business Line

For our latest reports and updates, kindly refer to [Ventura Securities Ltd](#)

Disclosures and Disclaimer

Ventura Securities Limited (VSL) is a SEBI registered intermediary offering broking, depository and portfolio management services to clients. VSL is member of BSE, NSE and MCX-SX. VSL is a depository participant of NSDL. VSL states that no disciplinary action whatsoever has been taken by SEBI against it in last five years except administrative warning issued in connection with technical and venial lapses observed while inspection of books of accounts and records. Ventura Commodities Limited, Ventura Guaranty Limited, Ventura Insurance Brokers Limited and Ventura Allied Services Private Limited are associates of VSL. Research Analyst (RA) involved in the preparation of this research report and VSL disclose that neither RA nor VSL nor its associates (i) have any financial interest in the company which is the subject matter of this research report (ii) holds ownership of one percent or more in the securities of subject company (iii) have any material conflict of interest at the time of publication of this research report (iv) have received any compensation from the subject company in the past twelve months (v) have managed or co-managed public offering of securities for the subject company in past twelve months (vi) have received any compensation for investment banking merchant banking or brokerage services from the subject company in the past twelve months (vii) have received any compensation for product or services from the subject company in the past twelve months (viii) have received any compensation or other benefits from the subject company or third party in connection with the research report. RA involved in the preparation of this research report discloses that he / she has not served as an officer, director or employee of the subject company. RA involved in the preparation of this research report and VSL discloses that they have not been engaged in the market making activity for the subject company. Our sales people, dealers, traders and other professionals may provide oral or written market commentary or trading strategies to our clients that reflect opinions that are contrary to the opinions expressed herein. We may have earlier issued or may issue in future reports on the companies covered herein with recommendations/ information inconsistent or different those made in this report. In reviewing this document, you should be aware that any or all of the foregoing, among other things, may give rise to or potential conflicts of interest. We may rely on information barriers, such as "Chinese Walls" to control the flow of information contained in one or more areas within us, or other areas, units, groups or affiliates of VSL. This report is for information purposes only and this document/material should not be construed as an offer to sell or the solicitation of an offer to buy, purchase or subscribe to any securities, and neither this document nor anything contained herein shall form the basis of or be relied upon in connection with any contract or commitment whatsoever. This document does not solicit any action based on the material contained herein. It is for the general information of the clients / prospective clients of VSL. VSL will not treat recipients as clients by virtue of their receiving this report. It does not constitute a personal recommendation or take into account the particular investment objectives, financial situations, or needs of clients / prospective clients. Similarly, this document does not have regard to the specific investment objectives, financial situation/circumstances and the particular needs of any specific person who may receive this document. The securities discussed in this report may not be suitable for all investors. The appropriateness of a particular investment or strategy will depend on an investor's individual circumstances and objectives. Persons who may receive this document should consider and independently evaluate whether it is suitable for his/ her/their particular circumstances and, if necessary, seek professional/financial advice. And such person shall be responsible for conducting his/her/their own investigation and analysis of the information contained or referred to in this document and of evaluating the merits and risks involved in the securities forming the subject matter of this document. The projections and forecasts described in this report were based upon a number of estimates and assumptions and are inherently subject to significant uncertainties and contingencies. Projections and forecasts are necessarily speculative in nature, and it can be expected that one or more of the estimates on which the projections and forecasts were based will not materialize or will vary significantly from actual results, and such variances will likely increase over time. All projections and forecasts described in this report have been prepared solely by the authors of this report independently of the Company. These projections and forecasts were not prepared with a view toward compliance with published guidelines or generally accepted accounting principles. No independent accountants have expressed an opinion or any other form of assurance on these projections or forecasts. You should not regard the inclusion of the projections and forecasts described herein as a representation or warranty by VSL, its associates, the authors of this report or any other person that these projections or forecasts or their underlying assumptions will be achieved. For these reasons, you should only consider the projections and forecasts described in this report after carefully evaluating all of the information in this report, including the assumptions underlying such projections and forecasts. The price and value of the investments referred to in this document/material and the income from them may go down as well as up, and investors may realize losses on any investments. Past performance is not a guide for future performance. Future returns are not guaranteed and a loss of original capital may occur. Actual results may differ materially from those set forth in projections. Forward-looking statements are not predictions and may be subject to change without notice. We do not provide tax advice to our clients, and all investors are strongly advised to consult regarding any potential investment. VSL, the RA involved in the preparation of this research report and its associates accept no liabilities for any loss or damage of any kind arising out of the use of this report. This report/document has been prepared by VSL, based upon information available to the public and sources, believed to be reliable. No representation or warranty, express or implied is made that it is accurate or complete. VSL has reviewed the report and, in so far as it includes current or historical information, it is believed to be reliable, although its accuracy and completeness cannot be guaranteed. The opinions expressed in this document/material are subject to change without notice and have no obligation to tell you when opinions or information in this report change. This report or recommendations or information contained herein do/does not constitute or purport to constitute investment advice in publicly accessible media and should not be reproduced, transmitted or published by the recipient. The report is for the use and consumption of the recipient only. This publication may not be distributed to the public used by the public media without the express written consent of VSL. This report or any portion hereof may not be printed, sold or distributed without the written consent of VSL. This document does not constitute an offer or invitation to subscribe for or purchase or deal in any securities and neither this document nor anything contained herein shall form the basis of any contract or commitment whatsoever. This document is strictly confidential and is being furnished to you solely for your information, may not be distributed to the press or other media and may not be reproduced or redistributed to any other person. The opinions and projections expressed herein are entirely those of the author and are given as part of the normal research activity of VSL and are given as of this date and are subject to change without notice. Any opinion estimate or projection herein constitutes a view as of the date of this report and there can be no assurance that future results or events will be consistent with any such opinions, estimate or projection. This document has not been prepared by or in conjunction with or on behalf of or at the instigation of, or by arrangement with the company or any of its directors or any other person. Information in this document must not be relied upon as having been authorized or approved by the company or its directors or any other person. Any opinions and projections contained herein are entirely those of the authors. None of the company or its directors or any other person accepts any liability whatsoever for any loss arising from any use of this document or its contents or otherwise arising in connection therewith. The information contained herein is not intended for publication or distribution or circulation in any manner whatsoever and any unauthorized reading, dissemination, distribution or copying of this communication is prohibited unless otherwise expressly authorized. Please ensure that you have read "Risk Disclosure Document for Capital Market and Derivatives Segments" as prescribed by Securities and Exchange Board of India before investing in Securities Market.

Ventura Securities Limited - SEBI Registration No.: INH000001634

Corporate Office: I-Think Techno Campus, 8th Floor, 'B' Wing, Off Pokhran Road No 2, Eastern Express Highway, Thane (W) – 400608